



Make Your Own Origami Water Watchdog

Origami is the Japanese art of folding paper into different shapes. Try to make this origami of a Water Watchdog by following the six steps below!


STEP 1: Place a square piece of paper on a table top



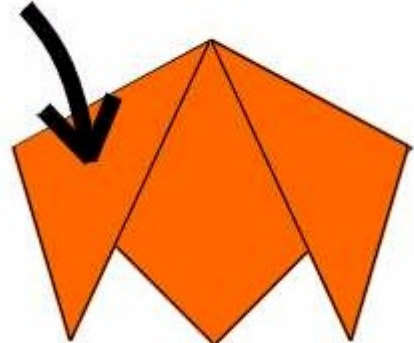
STEP 2: Fold two corners together to make a triangle



STEP 3: Fold the right side down to the point of the triangle. This makes one ear.



STEP 4: Fold the left side to the point of the triangle to make the other ear.



STEP 5: Fold the top half of the bottom corner up.



STEP 6: Now draw eyes and a nose to finish your origami!

